

**Advanced
Pavement
Systems**




Certified Quality System since **FEBRUARY 1993**


From Project to Jobsite

Finishing system for concrete floors

Tecnopav EP 903

PROTECTIVE WEAR RESISTANT COATING
PHYSICAL PROTECTION


CYCLE  approved – Certificate n. 1305 - CPD - 0808
EN 1504-2 prospect ZA.1f

General 


Epoxy-ammino three-components product, charged with quartz sand in specific particle size distribution, solvent free, hardening at room temperatures as wear resistant flooring mortar.

Characteristics 

Excellent chemical resistance
Good abrasion resistance
Optimal wear resistance.

use 

For indoor applications in civil and industrial buildings, for the realisation of a continuous resin floor, which is wear resistant, resilient, at high thickness from 6 ÷ 12 mm .

Application 

Tools : by ruler and finished by helicopter (or by trowel for small areas)

Applied on : Tecnopav EP 903 or Tecnofix EP 170

Temperature of application: 10 ÷ 35 °C and relative humidity max. 60%

Clean tools with: MEK, acetone or other solvents for epoxy

METHOD OF USE

PREPARATION OF THE SUBSTRATE

Prior the application of the protective coatings, it is necessary to verify the condition of the cementitious substrate: it must be clean and oil free, without fats, delaminating particles and free from cracks and discontinuities. The preparation of the substrate should be done choosing the proper following procedures:

- Elimination with proper equipment of the superficial dust when the substrate seems in good condition. Vacuuming and/or washing with pressured water is always recommended.
- Repair or level with cement based mortars or resin based materials, when the substrate has cracks or anomalies. In any case, apply the coating only on de-dusted and sound substrates;
- Sandblast or shotblast with steel abrasive grit is needed in case of not-cohesive parts.

Avoid the application on substrates contaminated with oil and/or greases.

CHOICE OF PRIMER

The use of a primer as base-coat is necessary to consolidate the substrate and to improve the adhesion of any consecutive protective coating. Depending on the type of substrate it is recommended to use the following primers:

- **BINDER TECNOPAV EP 903** with smooth and well compacted and dry substrates (max. humidity 3%) .
- **TECNOFIX EP 170** for irregular, but cohesive substrates, suited also in case of presence of only superficial humidity.

(see also the relative datasheets)

Edition: 05/2007

Date revision: 02/2012

Nr. rev.: 5


Protective system for concrete floors - Tecnopav EP 903
pag. 1/3

TECNOCHEM ITALIANA S.p.A.

24030 BARZANA (BERGAMO) ITALY – VIA SORTE 2/4,

TEL. **39 035 55.48.11 – TELEFAX **39 035 55.48.16

E-mail: info@tecnochem.it - www.tecnochem.it



**Advanced
Pavement
Systems**



Certified Quality System since **FEBRUARY 1993**

From Project to Jobsite

APPLICATION

Make sure the room is well ventilated and follow the recommendations stated in the Material Safety Data Sheet on the use of PPE (Personal Protective Equipment).

Continue with the application of **Tecnopav EP 903** as follows:

Pour component B into component A and mix for 2-3 minutes, or until complete homogenization of the mixture with a suitable drill whip at low speed, apply the mixture using a roller short hair or a brush (for small surfaces).

- Prepare a mixture A + B again proceeding as in step 1, then, still under agitation (ideal is to use a small concrete mixer due to the thixotropy of the final mortar), add the quartz sand and mix until the paste is homogeneous, with a texture type 'damp earth'.

Apply the mortar using a ruler directly on the previously applied layer of resin, before it is dried (wet on wet technique), taking care to distribute it evenly. It is determined that with a packaging of 88 kg, to a final thickness of 10 mm, about 4 to 4.5 m² can be applied.

Once hardening starting, about 24 hours at 20 ° C ambient temperature, helicopter finish is applied until a smooth and compacted surface is obtained.

The coating obtained, can than receive the finishing layer (such as top coating based on polyurethane).

IMPORTANT : when the temperature of the ambient and the substrate are less than 15°C, it is necessary to heat separately the 2 components of the product to a maximum temperature of 30°C (eventually en bain-marie) in order to maintain the low viscosity and the better applicability.

DO NOT APPLY AT TEMPERATURE LOWER THAN 10°C.

APPLICATION CONDITIONS

Temperature of substrate	:+10 °C / +35 °C
Humidity of substrate	:≤ 3%
Ambient temperature	:+10 °C / +35 °C
Relative humidity	:max 60%
Dew point	:the substrate and the product must be at a temperature of minimum 3°C above the dew-point to reduce the risk of condensation

PACKAGING

☒ supply - kg

Component	a	b	c	a+b+c
pail	5	3	80 (4 bags x 20 kg)	88


STORAGE

Store the original and unopened packaging at a temperature between + 5°C and + 35°C. Product can be kept 12 months from the production date.

Edition: 05/2007
Date revision: 02/2012

Nr. rev.: 5

Protective system for concrete floors - Tecnopav EP 903
pag. 2/3



**Advanced
Pavement
Systems**



Certified Quality System since **FEBRUARY 1993**

From Project to Jobsite

TECHNICAL CHARACTERISTICS

APPLICATIVE CHARACTERISTICS at 20 ± 2 °C	Test method	Unit of measurement	Typical values	
Mixing ratio in weight	-	A : B : C	5 : 3 : 80	
Solid residue in total in weight	-	%	≈ 100	
Consumption	-	kg/mm/m ²	≈ 2	
Specific weight	EN ISO 2811-1	kg/l	≈ 2	
Pot life	EN ISO 9514	minutes	90 ± 15	
Viscosity Brookfield LV	EN ISO 3219	cP	5000	
Workability time	EN ISO 9514	minutes	45 ± 5	
Touch dry	I – 54 (internal)	hours	6 ± 1	
Completely hardened	-	days	7	
PERFORMANCE CHARACTERISTICS	Test method	Unit of measurement	Typical values	Limit values according EN 1504-2
Capillary water absorption and permeability	EN 1062-3	Kg/m ² x h ^{0,5}	0,0021	<0,1
Shock resistance	EN 6272-1	Nm	>20 (class III)	≥4 (class I) ≥10 (class II) ≥20 (class III)
Adhesion direct pulling on concrete (with primer)	EN 1542	N/mm ² Type of failure	> 4 A = failure in concrete	≥ 2 (with traffic)
Resistance to thermal shock	EN13687-5	N/mm ² Type of failure	>3	≥ 2 (with traffic)
Abrasion resistance (H22, 1000 cycles, load 1000g)	EN5470-1	mg	674	<3000

OTHER TECHNICAL CHARACTERISTICS

TEST	UNIT OF MEASUREMENT	TYPICAL VALUES
Linear thermal dilatation coefficient	°C ⁻¹	~ 1,4 x 10 ⁻⁵
Shrinkage	%	~ 2 x 10 ⁻⁵
Glass transition temperature	°C	≥ 40
Flexural strength	N/mm ²	≥ 25
Compressive strength	N/mm ²	≥ 70
Elasticity modulus in compression	N/mm ²	> 2000

The above data are based on our actual and most experienced practical and laboratory knowledge and the results are collected from application of the product in different situations. Tecnochem Italiana does not assume any responsibility regarding inadequate or negative performance as a result of improper use of the product or for defects deriving from factors or elements other than the quality of the product including improper storage. The technical characteristics and performance mentioned in this datasheet are updated periodically. The revision dates and number of revision of the datasheets are listed in the table below. Eventual variations are traceable on our website www.tecnochem.it where the most updated datasheets can be retrieved.